



UCaaS SMS Messaging

Quick Reference Guide



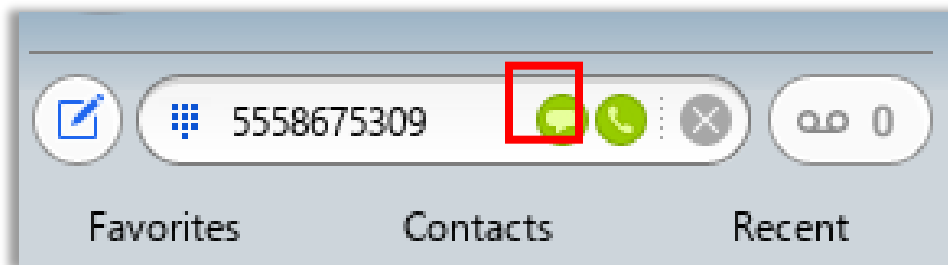
Version 1.0
November 11, 2020




UcaaS SMS Messaging

The newVoice Desktop and newVoice Mobile app's have the ability to send and receive SMS Text. This is an optional feature that is not enabled by default. If you would like to request this feature, please contact Customer Service to enable.

To use text (SMS) from your Desktop app.




Type in the number you wish to text and hit the  icon. A chat window will pop up.



Type the message you wish to send in the chat window and hit enter to send.



To use text (SMS) from your Smartphone app.



1 : Click on the Chat option on the bottom menu.

2: Click on the  button. (Bottom Right)



- 1: Type the number you wish to text to (Start typing name or number in the field)
- 2: Type your message in the send box.
- 3: Click ➤ to send.